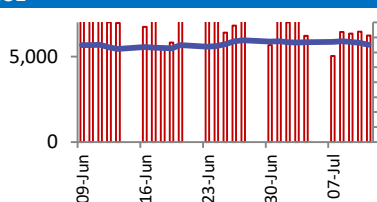
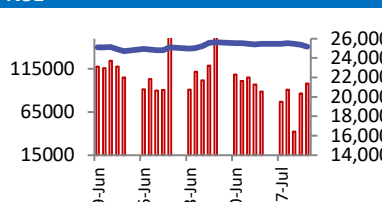


BSE



Open	82821
High	83041
Low	82442
Close	82500
Change	-690
Volume (Lacs)	8113
Turnover (Rs.inCr)	6232

NSE



Open	25256
High	25322
Low	25129
Close	25150
Change	-205
Volume(Lacs)	39220
Turnover(Rs.in Cr)	97901

World Markets	Current	Previous	Pt. Chg	Var(%)
Dow	44372	44651	(279)	-0.6%
Dow Futures	44394	44599	(205)	-0.5%
Nasdaq	20586	20631	(45)	-0.2%
FTSE	8941	8976	(35)	-0.4%
Nikkei	39470	39570	(100)	-0.3%
Hang Seng	24109	24140	(31)	-0.1%
Gift Nifty	25192	25195	(3)	0.0%
Straits Singapore	4100	4088	12	0.3%
South Korea	3182	3176	6	0.2%
Taiwan	22592	22751	(159)	-0.7%
Shanghai	3530	3510	20	0.6%

Commodity Prices	Current	Previous	Pt. Chg	Var(%)
Copper (\$/MT)	9661	9701	(40)	-0.4%
Alumin (\$/MT)	2603	2608	(5)	-0.2%
Zinc (\$/MT)	2739	2777	(39)	-1.4%
Brent Crude (\$/bbl)	70	70	0	0.1%
Gold (\$/Ounce)	3358	3356	2	0.1%
Silver (\$/Ounce)	39	38	0	0.4%
Light Crude (\$/bbl)	69	68	0	0.1%
N G (\$/mmbtu)	3	3	0	3.2%
Sugar (\$/MT)	479	472	7	1.5%
Rubber (Rs./kg)	207	206	2	0.7%
Baltic Dry Index	1663	1465	198	13.5%

Currency Exchange Rate	Current	Previous	Var(%)
Rs./ \$ rate	85.80	85.65	0.18%
Rs./ Euro	100.35	100.48	-0.13%
Rs./Chinese Yuan	11.97	11.97	-0.02%
Yen / \$ rate	147.28	147.43	-0.10%
\$ US/Euro	1.17	1.17	-0.12%

Dollar Index	Current	Previous	Var(%)
Dollar Index	97.97	97.85	0.11%

Support/ Resistance Levels for Today		
	Nifty	Bank Nifty Fut
Support 1	25070	56740
Support 2	25000	56500
Resistance	25240	57160

Securities in Ban For Trade	
RBLBANK	HINDCOPPER
GLENMARK	

Market Review

US: US equities closed lower on Friday, as President Donald Trump intensified his trade strategy. The S&P 500 fell 0.3%, with nine of the eleven sectors in the red.

Asia: Asian equities are trading mixed on Monday, with benchmarks in Japan trading lower.

India: The Indian benchmark equity indices continued to fall for the third straight session on Friday, dragged by share prices of HDFC Bank Ltd, Reliance Industries Ltd. and TCS. **Market is expected to open on a negative note and likely to witness a range bound move during the day.**

Global economy: US President Trump on Saturday threatened to impose a 30% tariff on imports from Mexico and the European Union starting on August 1, after weeks of negotiations with the major U.S. trading partners failed to reach a comprehensive trade deal. In an escalation of a trade war that has angered U.S. allies and rattled investors, Trump announced the latest tariffs in separate letters to European Commission President Ursula von der Leyen and Mexican President Claudia Sheinbaum that were posted on his Truth Social media site on Saturday. The EU and Mexico, both among the largest U.S. trading partners responded by calling the tariffs unfair and disruptive while pledging to continue to negotiate with the U.S. for a broader trade deal before the deadline.

British finance minister Rachel Reeves will task regulators this week with lowering barriers to businesses seeking to cut their emissions, in a major speech she is to give to the financial services sector, a government source told Reuters on Monday. Britain's Financial Conduct Authority, together with the Bank of England and the partly government-backed Green Finance Institute, will run a pilot project to assess where regulatory and other barriers exist to projects focused on enabling businesses with high carbon emissions to lower them.

Commodities: Oil prices nudged higher, adding to gains of more than 2% from Friday, as investors eyed further U.S. sanctions on Russia that may affect global supplies, but a ramp-up in Saudi output and ongoing tariff uncertainty limited gains.

Gold prices touched a three-week high on Monday, supported by safe-haven demand after U.S. President Donald Trump threatened to impose a 30% tariff on imports from the European Union and Mexico.

Currency: The euro fell to a three-week low on Monday while the Mexican peso also came under pressure after President Donald Trump threatened to impose a 30% tariff on imports from two of the largest U.S. trading partners beginning Aug 1.

FII Derivative Transactions (Rs. Cr)

Contracts	Purchase		Sell		Net	Open Interest (OI)		OI (Previous day)		Change	
	Contract	Value	Contract	Value		Contract	Value	Contract	Value	Contract	Value
Index Future	12806	2446	31317	5984	(3538)	174212	33146	168201	32232	6011	914
Index Option	3299549	626534	3317794	629776	(3242)	1405598	266584	1081354	206889	324244	59695
Stock Future	249391	17672	280103	19337	(1665)	5531392	385658	5494888	386654	36504	(996)
Stock Option	279790	20689	271685	19945	744	780573	54150	777290	54531	3283	(381)
Total	3841536	667341	3900899	675042	(7701)	7891775	739538	7521733	680306	370042	59232

FII All Activity-BBG (Rs Cr)		Buy	Sell	Net
4-Jul-25		8924	8232	692
7-Jul-25		11581	8810	2771
8-Jul-25		12845	12561	284
9-Jul-25		13786	13114	672
10-Jul-25		12025	11185	840
Month to date- July		99856	96846	3009
FII (Prov.) (Rs Cr)		Buy	Sell	Net
7-Jul-25		8872	8550	323
8-Jul-25		12039	11997	42
9-Jul-25		12604	12529	74
10-Jul-25		11187	10601	586
11-Jul-25		11737	16892	(5156)
Month to date-July		99174	109170	(9996)
DII (Prov.) (Rs. Cr)		Buy	Sell	Net
7-Jul-25		10849	9109	1740
8-Jul-25		12924	11593	1331
9-Jul-25		12976	11939	1037
10-Jul-25		11582	11561	21
11-Jul-25		15373	11890	3483
Month to date-July		114523	103463	11060
FII Debt - BBG (Rs. Cr)		Buy	Sell	Net
4-Jul-25		926	1813	(887)
7-Jul-25		429	1679	(1250)
8-Jul-25		1714	1269	445
9-Jul-25		996	1568	(573)
10-Jul-25		1023	1394	(371)
Month to date- July		13590	13742	(152)

Market Breadth	BSE		NSE	
	No.	%	No.	%
Advance	1503	36%	969	33%
Decline	2516	60%	1915	65%
Unchanged	146	4%	79	3%

Market Turnover	11-Jul	10-Jul	Var (%)
BSE Cash	6232	6454	-3%
NSE Cash	97901	86650	13%
NSE Futures	102301	87276	17%
NSE Options	10165057	47551697	-79%
Total (Rs.Cr)	10371490	47732077	-78%

Volatility Index	11-Jul	10-Jul
Volatility Index	11.82	11.67

Index PE - TTM	11-Jul	Yr. High	Yr. Low
Sensex	23.6	25.2	20.3
Nifty	22.6	24.4	19.6

Corporate News
Glenmark Pharma's Indore unit gets USFDA warning letter; Stock in F&O ban

The US drug regulator had inspected the site from Feb 3 to Feb 14 this year, post which, the facility had received an official action indicated (OAI) status in May 2025. Co said that no data integrity observations were cited in the letter. It added that the warning letter is not expected to impact the existing revenues of the company or disrupt supplies from the facility. (NDTV)

Hudco signs Rs.100000 cr MoU with MP Govt

HUDCO has signed a MoU with MPUDCL, on 11th July, 2025 at Indore. The non-binding MoU has been signed to extend financial assistance for an amount of Rs.1,00,000 Cr over a period of 5 years for various Housing and Infra projects in MP. (CNBC)

VIP Industries shares: Piramals to sell 32% stake; open offer at 15% discount

Piramals have signed a definitive agreement to sell up to 32 % of their stake to the Multiples consortium. The transaction, once completed will trigger an open offer under SEBI's Takeover Regulations, marking a formal transition of control, VIP Industries said. (CNBC)

Economy
Income Tax refunds jump 474% since 2013-14, issuance time improves in past 11 years

India's IT refunds have surged by 474% over the past 11 years, reaching Rs 4.77 lakh crore in 2024-25, outpacing the 274% growth in gross tax collections. The processing time for refunds has significantly decreased from 93 days in 2013 to just 17 days in 2024. (ET)

India's trade gap likely narrowed to \$20.7 bn as cheaper oil, sluggish gold imports ease June deficit

India's merchandise trade deficit saw a slight decrease to USD 20.7 bn in June 2025, driven by lower crude prices and gold imports. Strategic sourcing, particularly increased oil purchases from Russia and the US, helped mitigate global commodity fluctuations. (ET)

International
BHP partners with Chinese battery giant CATL for mining electrification

HP Group signed a MoU with Chinese battery giant Contemporary Amperex Technology to develop battery and electrification technology for the mining industry. BHP said it will explore using battery technology in mining equipment and locomotives, as well as applying energy storage systems and battery recycling technologies at its mines. (Invst)

Top 5 Nifty Gainers	11-Jul	10-Jul	Var(%)
HINDUNILVR	2520	2408	4.6%
SBILIFE	1835	1810	1.4%
AXISBANK	1174	1164	0.8%
KOTAKBANK	2221	2204	0.8%
INDUSINDBK	859	853	0.7%
Top 5 Nifty Losers	11-Jul	10-Jul	Var(%)
TCS	3266	3382	-3.4%
M&M	3073	3162	-2.8%
BAJAJ-AUTO	8067	8285	-2.6%
WIPRO	258	265	-2.5%
HEROMOTOCO	4219	4321	-2.4%

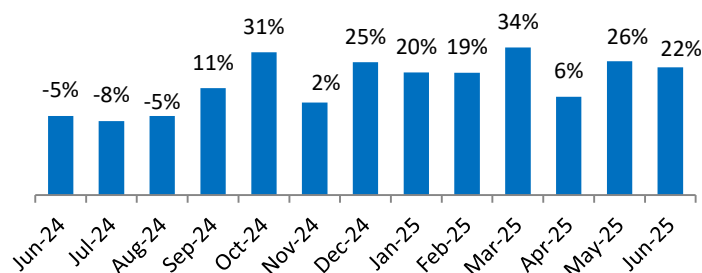
BSE Index Watch	Last	1 day	1 wk	1 mth	1 yr
SENSEX	82500	-0.8%	-1.1%	1.7%	2.5%
MIDCAP	46291	-0.6%	-1.1%	1.3%	-2.6%
SMLCAP	54485	-0.7%	-0.6%	2.1%	0.9%
AUTO	52562	-1.7%	-2.0%	0.5%	-8.1%
BANKEK	63599	-0.3%	-0.1%	1.6%	5.8%
Capital Goods	70967	-1.2%	-1.9%	1.7%	-5.3%
FMCG	20571	0.4%	2.0%	2.5%	-4.9%
Health Care	44330	0.2%	-1.3%	0.8%	15.5%
IT	37028	-1.6%	-3.4%	-2.1%	-7.0%
METAL	31218	-0.3%	-2.0%	1.5%	-5.4%
Oil & Gas	27803	-1.3%	-2.0%	2.4%	-10.4%
Power	6890	-0.4%	0.6%	2.5%	-14.2%
Realty	7482	-1.2%	-0.8%	-4.3%	-12.4%

Margin Trading Disclosure (Rs. In Cr)	Last	1 day	1 wk	1 mth	3 mth
Op. Scripwise Outstanding	87416	1.0%	1.5%	7.6%	29.2%
Fresh Exposure	5881	-7.4%	-6.3%	-42.4%	30.6%
Exposure liquidated	5424	-11.0%	-6.6%	-48.6%	45.8%
Closing Net scripwise outstanding	87873	1.3%	1.5%	8.6%	28.4%

NSE USD Futures	11-Jul	10-Jul	Var (%)
June Expiry (Rs./\$)	85.88	85.88	0.0%
July Expiry (Rs./\$)	85.02	85.02	0.0%
Total Turnover (Rs. Crore)	1645	1382	19%

Sectors	TTM PE
Auto	31.38
Auto Ancillary	42.9
Banking	14.48
Engineering	51.18
Cement	70.93
Diamonds & Jewellery	44.7
Housing Finance	24.53
Infrastructure & Const	28.76
Metals-Aluminium	29.54
Metal – Steel	18.48
Oil Expl.	7.25
Pharma	10.06
Power – Gen. Supp.	41.25
Information Tech.	28.42
Sugar	18.54
Telecom Serv. Prov.	39.41
Tyres	33.06

Royal Enfield: Monthly Sales Volume Growth (YoY) (Source: Company data)



10 year G-Sec Yield	Current	Previous	Change
US	4.41%	4.41%	(0) bps
Japan	1.56%	1.52%	3 bps
India	6.30%	6.32%	(2) bps
UK	4.62%	4.60%	3 bps
Libor 3 Mths	4.85%	4.85%	(0) bps

Indian Eco Data	Current	Previous	Var(%)
Forex Reserve (US\$ in bn)	602	700	-14.0%
Inflation - WPI	0.39%	0.85%	(46) bps
Inflation - CPI	2.82%	3.16%	(34) bps

India GDP	Q3FY25	Q2FY25	Var(%)
Growth	7.38%	6.40%	98 bps

Monetary Policy	Current	Previous	Change
Repo Rate	5.50%	6.00%	(50) bps
Reverse Repo Rate	3.35%	3.35%	0 bps
CRR	4.00%	4.00%	0 bps
O/S Banking System Liquidity (Rs bn)	2949	2952	(2.6)

IIP Growth %	May-25	May-24	Apr-Feb
IIP	1.2	6.2	3.1
Capital Goods	2.4	7.0	6.2
Mining	0.4	1.3	2.2
Manufacturing	3.0	5.9	4.2
Electricity	6.3	8.6	3.8

ADR Price Movement

Company	Price (US\$)	Volume	Previous Day Price	Volume	Variance (%)	No. of Share Per ADR	ADR Price (Rs.)	BSE Price	Variance (%)
Infosys Tech	18.19	16461228	18.10	27407642	0.50%	1	1560.68	1594.90	-2.1%
Wipro	2.91	10733220	2.92	18824480	-0.34%	1	249.67	258.30	-3.3%
Dr.Reddy's	14.51	1270680	14.67	2048697	-1.09%	1	1244.94	1254.70	-0.8%
ICICI Bank	33.28	5074672	33.42	4717331	-0.42%	2	1427.69	1421.90	0.4%
HDFC Bank	76.01	998730	76.68	1117702	-0.87%	3	2173.86	1983.70	9.6%

GDR's (US\$)

	Prices	Prev. Close	Change	Var %
L&T	41.25	41.55	(0.3)	-0.7%
RIL	69.50	70.20	(0.7)	-1.0%
SBI	94.10	93.90	0.2	0.2%

US Economy Data	Current	Previous
Inflation (%) (YoY)	2.40%	2.30%
Unemployment (%)	4.10%	4.20%

Interest Rate (%)	Current	Previous
Fed Rate	4.50%	4.50%

US GDP	Q2CY25	Q1CY25
Growth (QoQ Annualized)	-0.50%	2.40%

China Economy Data	Current	Previous
GDP	5.40%	5.40%
Inflation – CPI (%)	0.10%	-0.10%

Economic Calendar

	Date
Indian GDP Data	29 Aug
Indian Inflation Data CPI	14 July
Indian Inflation Data WPI	14 July
Indian Monetary Policy	06 Aug
India's Industrial Production (IIP)	28 July
US Inflation Data	15 July
US GDP	30 July
US Unemployment Data	01 Aug
US Fed Rate	30 July
China GDP	15 July
China Inflation Data	09 Aug

Event Update

Name	Date	Purpose
Agarwal Float Glass India Ltd.	14/07/25	EGM
Bimetal Bearings Ltd.	14/07/25	Rs.13.00 per share(130%)Final Dividend
Craftsman Automation Ltd.	14/07/25	Rs.5.00 per share(100%)Final Dividend
GHCL Textiles Ltd.	14/07/25	Rs.0.50 per share(25%)Final Dividend
Persistent Systems Ltd.	14/07/25	Rs.15.00 per share(300%)Final Dividend
RR Kabel Ltd.	14/07/25	Rs.3.50 per share(70%)Final Dividend
Super Sales India Ltd.	14/07/25	Rs.2.50 per share(25%)Final Dividend
Wendt (India) Ltd.	14/07/25	Rs.20.00 per share(200%)Final Dividend
Aditya Birla Real Estate Ltd.	15/07/25	Rs.2.00 per share(20%)Final Dividend
Anuh Pharma Ltd.	15/07/25	Bonus issue
Computer Age Management Services Ltd.	15/07/25	Rs.19.00 per share(190%)Final Dividend
Grindwell Norton Ltd.	15/07/25	Rs.17.00 per share(340%)Final Dividend
IDBI Bank Ltd.	15/07/25	Rs.2.10 per share(21%)Final Dividend
Kilitch Drugs (India) Ltd.	15/07/25	Right Issue of Equity Shares
Kirloskar Pneumatic Company Ltd.	15/07/25	Rs.6.50 per share(325%)Final Dividend
Mahindra & Mahindra Financial Services Ltd.	15/07/25	Rs.6.50 per share(325%)Final Dividend
Saint-Gobain Sekurit India Ltd.	15/07/25	Rs.2.00 per share(20%)Final Dividend
Vinyl Chemicals (India) Ltd.	15/07/25	Rs.7.00 per share(700%)Final Dividend
Anant Raj Ltd.	16/07/25	Rs.0.73 per share(36.5%)Final Dividend
Ashok Leyland Ltd.	16/07/25	Bonus issue
Avadh Sugar & Energy Ltd.	16/07/25	Rs.10.00 per share(100%)Final Dividend
B&A Packaging India Ltd.	16/07/25	Rs.1.00 per share(10%)Final Dividend
DJ Mediaprint & Logistics Ltd.	16/07/25	Rs.0.10 per share(1%)Final Dividend
Piramal Pharma Ltd.	16/07/25	Rs.0.14 per share(1.4%)Final Dividend
Tata Consultancy Services Ltd.	16/07/25	Interim Dividend
TCI Express Ltd.	16/07/25	Rs.2.00 per share(100%)Final Dividend
Ultramarine & Pigments Ltd.	16/07/25	Rs.6.00 per share(300%)Final Dividend
Coromandel International Ltd.	17/07/25	Rs.6.00 per share(600%)Final Dividend
GHCL Ltd.	17/07/25	Rs.12.00 per share(120%)Final Dividend

Bulk Deal As On 11/07/25

BSE					
Security Code	Security Name	Client Name	Deal	Quantity	Price
544431	ACEALPHA	AANCHAL KISHORE GUPTA	B	102000	113.01
544431	ACEALPHA	ASHWIN STOCKS AND INVESTMENT PRIVATE LIMITED	B	94000	112.76
544431	ACEALPHA	ISHAAN TRADEFIN LLP	B	104000	113.43
544431	ACEALPHA	MALLIKARJUNKASIBHATTA	B	96000	113.94
544431	ACEALPHA	RAGHAV KAROL HUF	S	206000	112
544431	ACEALPHA	SHEENA AGGARWAL	B	140000	111.96
544431	ACEALPHA	VEGESNA SRI SURYANARAYANA RAJU	B	100000	113.94
538351	AFEL	KAUSHAL HITESHBHAI PARIKH	S	214937	2.61
540545	BGJL	MAMTA DEVI	B	85500	17.14
539175	BLUEGOD	JAYESH AMRATLAL SHAH	S	1100000	17.8
523844	CONSTRONIC	ASHIKA GLOBAL FINANCE PRIVATE LIMITED .	B	141661	64
523844	CONSTRONIC	HARIHARAN VADIVEL	S	160000	64
544440	CRYOGENIC	EPITOME TRADING AND INVESTMENTS	B	90000	98.44
539596	DELTA	LAXMI NARAYAN DASH	S	28538	13.01
539596	DELTA	LAXMI NARAYAN DASH	B	13	13.8
539596	DELTA	VATSAL AGARWAAL	B	50000	13
512441	ENBETRD	GLOBALWORTH SECURITIES LIMITED	S	5900457	0.54
512441	ENBETRD	GLOBALWORTH SECURITIES LIMITED	B	4000000	0.53
512441	ENBETRD	GOKALBHAI GHEMARBHAI CHAUDHRI	B	4291203	0.56
512441	ENBETRD	NIRAV DINESHBHAI CHAUDHARI	S	29715472	0.53
512441	ENBETRD	SHUBHAM ASHOKBHAI PATEL	B	4844221	0.54
512441	ENBETRD	TEUDDY TECHNOLOGY PRIVATE LIMITED	B	18000000	0.54
512443	GANONPRO	MAMTA DEVI	B	113129	13.16
512443	GANONPRO	MR VINOD	S	60683	13.26
531913	GOPAIST	RAMESHRAVI	B	24886	7.62
539222	GROWINGTON	MULTIPLIER SHARE & STOCK ADVISORS PRIVATE LIMITED	S	8000000	1.39
539222	GROWINGTON	SER TRANSPORT PRIVATE LTD	B	3600000	1.39
526717	HPBL	BRIDGE INDIA FUND	B	125000	169.95
540377	IFL	JESINGBHAI JIVABHAI CHAUDHARI	S	4300000	1.03
540377	IFL	JESINGBHAI JIVABHAI CHAUDHARI	B	2300000	1.11
540377	IFL	TEUDDY TECHNOLOGY PRIVATE LIMITED	S	5861302	1.02
539246	JEL	DEEPAK KUMAR THAKKAR	S	13985	71.65
540360	LLFICL	JATAN INVESTMENTS	B	2674756	5.5
540360	LLFICL	NOVA GLOBAL OPPORTUNITIES FUND PCC - TOUCHSTONE	S	5000000	5.5
544318	MAMATA	HRTI PRIVATE LIMITED	S	239514	510.29
544318	MAMATA	HRTI PRIVATE LIMITED	B	209824	510.24
544318	MAMATA	NK SECURITIES RESEARCH PVT. LTD.	S	299143	512.33
544318	MAMATA	NK SECURITIES RESEARCH PVT. LTD.	B	299143	512.06
544318	MAMATA	PRB SECURITIES PVT. LTD.	S	143134	512.69
544318	MAMATA	PRB SECURITIES PVT. LTD.	B	62260	511.88
544437	MARCLOIRE	ISHAAN TRADEFIN LLP	B	50400	62.67
544437	MARCLOIRE	NEO APEX VENTURE LLP	S	70800	64.64
544441	METAINFO	ISHAAN TRADEFIN LLP	B	156800	232.81
538668	MIL	ZETA GLOBAL FUNDS (OEIC) PCC LIMITED - ZETA SERIES C FUND PC	B	110000	530
543207	NATURAL	CHOKSHI DIMPLE	S	165652	11.99
543522	NVENTURES	SHILPY AGGARWAL	B	34500	116.5
543522	NVENTURES	STARDREAM TRADELINK LLP	S	45000	116.63
531512	ORIENTTR	ANKIT AGARWAL HUF	B	80000	24.48

531512	ORIENTTR	BHUPINDER SINGH	S	151768	24.38
531512	ORIENTTR	NIRAJ RAJNIKANT SHAH	S	101470	24.47
531512	ORIENTTR	NIRAJ RAJNIKANT SHAH	B	113252	25.05
524055	PANIDPR	3A CAPITAL SERVICES LIMITED	S	10000	55.73
524055	PANIDPR	RUCHIRA GOYAL	B	10000	55.73
531280	PANKAJPO	SHAH MITA DIPAK	S	28284	16.34
543540	PGCRL	DAMINI COMMOSALES LLP	S	28800	109.25
543540	PGCRL	KRISHNA TRADERS	B	19200	108.95
530361	PRABHHANS	SATNAM SINGH	S	43552	102.61
538452	QUASAR	PRAS INVESTMENT PRIVATE LIMITED	B	2863201	0.48
539090	RAJPUTANA	AMIT KUMAR JAIN	S	17250	41.49
539561	REMLIFE	RAMAKANT BASUDEO PARASRAMPURIA (HUF)	B	4500000	1.17
530617	SAMPRE	MULTIPLIER SHARE & STOCK ADVISORS PRIVATE LIMITED	S	145568	41.07
530617	SAMPRE	NEO APEX VENTURE LLP	S	165000	41.09
512399	SERA	ERISKA INVESTMENT FUND LTD	S	1100000	35.03
512399	SERA	PATEL SANJAY RAMESHCHANDRA-HUF	B	950000	35
544428	SEVL	NEO APEX VENTURE LLP	S	84000	59.67
540259	SHANGAR	AVENUE BUSINESS CENTER PRIVATE LIMITED	S	7410935	0.53
540259	SHANGAR	SHARE INDIA SECURITIES LIMITED	S	1600920	0.52
540259	SHANGAR	SHARE INDIA SECURITIES LIMITED	B	3100922	0.52
531190	TAVERNIER	SILVERSTONE CONSULTANCY SERVICES PRIVATE LIMITED	S	50000	64.5
531190	TAVERNIER	VAIBHAV LAXMIKANT KULKARNI	B	31749	64.5
523752	TIHIL	KAMAL VIJAYKUMAR SURANA	S	368839	13.48
523752	TIHIL	MANDAKINIBEN PRADYUMANBHAI PATEL	B	3577486	13.87
523752	TIHIL	MANSI SHARE AND STOCK BROKING PRIVATE LIMITED	B	781466	13.22
523752	TIHIL	NEO APEX VENTURE LLP	B	2000000	13.22
523752	TIHIL	VAKANDA SERVICES PRIVATE LIMITED	S	2995147	14
523752	TIHIL	VIJAYKUMAR NEMICHAND	S	368839	13.43
544406	UNIFIED	DEVI TRADERS LLP	S	114800	340.29
544406	UNIFIED	DEVI TRADERS LLP	B	150400	342.67
539291	VASUDHAGAM	SRU STEELS LIMITED	S	305000	4.58
538970	WARDINMOBI	RADHAMANI INDIA LIMITED	S	1390000	13.9
540550	YUG	SANTOSHKUMAR RAMJILAL SARASWAT	S	55200	30.41
503641	ZODIACVEN	SYLPH TECHNOLOGIES LIMITED	B	205580	13.54

NSE

Security Code	Security Name	Client Name	Deal	Quantity	Price
CUPID	Cupid Limited	P.G. INFRAPROJECTS PRIVATE LIMITED	SELL	1837310	115.51
DCCL	Dar Credit & Capital Ltd	KRISHAN MURARI BIDAWATKA	BUY	74000	58.95
AGARWALEYE	Dr Agarwals Health Care L	BOFA SECURITIES EUROPE SA	BUY	274031	436
AGARWALEYE	Dr Agarwals Health Care L	MORGAN STANLEY ASIA SINGAPORE PTE	SELL	274031	436
WHITEFORCE	Happy Square Outsourc S L	ADITYA RASHMIKANT DHARIA	BUY	96000	84.64
WHITEFORCE	Happy Square Outsourc S L	AMIT MEHRA	BUY	78400	82
WHITEFORCE	Happy Square Outsourc S L	DEVI TRADERS LLP	BUY	128000	84.85
WHITEFORCE	Happy Square Outsourc S L	ISHAAN TRADEFIN LLP	BUY	107200	84.81
WHITEFORCE	Happy Square Outsourc S L	MANSI SHARE AND STOCK BROKING PRIVATE LIMITED	SELL	72000	84.85
WHITEFORCE	Happy Square Outsourc S L	RAGHAV KAROL HUF	BUY	100800	84.85
KALANA	Kalana Ispat Limited	GIRIRAJ STOCK BROKING PRIVATE LIMITED	BUY	100000	42.75
KALANA	Kalana Ispat Limited	NEEL UMESH PAGARIYA	SELL	96000	42.75
MFML	Mahalaxmi Fabric Mills Lt	KALPESH RANCHHODDBHAI PATEL	BUY	53500	24.2
MAMATA	Mamata Machinery Limited	SUBHKAM VENTURES I PRIVATE LIMITED	SELL	148871	514.44
MMEL	Moving Media Enter Ltd	NEO APEX VENTURE LLP	SELL	108000	73.9
NIKITA	Nikita Papers Limited	RADIANT GLOBAL FUND-CLASS B PARTICIPATING SHARES	BUY	124800	92
RTL	Rama Telecom Limited	KLS COMMODITIES PRIVATE LIMITED	BUY	114000	68.41
READYMIX	Ready mix Constru Machi L	NEXT ORBIT GROWTH FUND III	SELL	117000	126.75
READYMIX	Ready mix Constru Machi L	SUNRISE WEALTH ADVISORS LLP	BUY	117000	126.75
SHANTI	Shanti Overseas (Ind) Ltd	NEO APEX VENTURE LLP	BUY	519551	11.28
SHANTI	Shanti Overseas (Ind) Ltd	VENKATACHALAM VIGNESH	SELL	122410	11.28
SUMEETINDS	Sumeet Ind Limited	ARIHANT CAPITAL MARKETS LIMITED	BUY	30370	133.91
SUMEETINDS	Sumeet Ind Limited	BADRIDHAM TRADESOL PRIVATE LIMITED	SELL	36363	130.16
SUMEETINDS	Sumeet Ind Limited	BADRIKEDAR COMMERCIALS PRIVATE LIMITED	SELL	83116	127.02
SUMEETINDS	Sumeet Ind Limited	CAPRI FINSERV ADVISORS LLP	SELL	57320	133.91
SUMEETINDS	Sumeet Ind Limited	JAYESH KANTILAL SUCHAK	SELL	27500	133.9
SUMEETINDS	Sumeet Ind Limited	SUNCITY SHARE BROKER PRIVATE LIMITED	BUY	60000	133.48
SUMEETINDS	Sumeet Ind Limited	THUNDERSTRIKE QUANT RESEARCH LLP	SELL	40000	132.92
SUMEETINDS	Sumeet Ind Limited	VIPIN KUMAR	BUY	35000	133.74
TAC	TAC Infosec Limited	HARISH KUMAR GUPTA	SELL	59400	957.54

Disclosure:

Research Reports that are published by Nirmal Bang Securities Private Limited (hereinafter referred to as "NBSPL") are for private circulation only. NBSPL is a registered Research Analyst under SEBI (Research Analyst) Regulations, 2014 having Registration no. INH000001766. NBSPL is also a registered Stock Broker with National Stock Exchange of India Limited, BSE Limited, Metropolitan Stock Exchange of India Limited, Multi Commodity Exchange of India Limited and , National Commodity and Derivative Exchange Limited in Capital Market , Equity and Commodities derivatives segments and Currency Derivatives Segment .

NBSPL has other business divisions with independent research teams separated by Chinese walls, and therefore may, at times, have different or contrary views on stocks and markets.

NBSPL or its associates have not been debarred / suspended by SEBI or any other regulatory authority for accessing / dealing in securities Market since last 20 years. NBSPL, its associates or analyst or his relatives do not hold any financial interest (Except Investment) in the subject company. NBSPL or its associates or Analyst do not have any conflict or material conflict of interest at the time of publication of the research report with the subject company. NBSPL or its associates or Analyst or his relatives may or may not hold beneficial ownership of 1% or more in the subject company at the end of the month immediately preceding the date of publication of this research report.

NBSPL or its associates / analyst has not received any compensation / managed or co-managed public offering of securities of the company covered by Analyst during the past twelve months. NBSPL or its associates have not received any compensation or other benefits from the company covered by Analyst or third party in connection with the research report. Analyst has not served as an officer, director or employee of Subject Company. NBSPL / analyst has not been engaged in market making activity of the subject company.

Analyst Certification: The research analysts and authors of these reports, hereby certify that the views expressed in this research report accurately reflects my/our personal views about the subject securities, issuers, products, sectors or industries. It is also certified that no part of the compensation of the analyst(s) was, is, or will be directly or indirectly related to the inclusion of specific recommendations or views in this research. The analyst(s) principally responsible for the preparation of this research report and has taken reasonable care to achieve and maintain independence and objectivity in making any recommendations.

Disclaimer:

The Research Report is for the personal information of the authorized recipient and does not construe to be any investment, legal or taxation advice. NBSPL is not soliciting any action based upon it. Nothing in the research report shall be construed as a solicitation to buy or sell any security or product, or to engage in or refrain from engaging in any such transaction. In preparing the research report, we did not take into account the investment objectives, financial situation and particular needs of the reader.

The research report has been prepared for the general use of the clients of NBSPL and must not be copied, either in whole or in part, or distributed or redistributed to any other person in any form. If you are not the intended recipient you must not use or disclose the information in the research report in any way. Though disseminated to all the customers simultaneously, not all customers may receive the research report at the same time. NBSPL will not treat recipients as customers by virtue of their receiving the research report. The research report is not directed or intended for distribution to or use by any person or entity resident in a state, country or any jurisdiction, where such distribution, publication, availability or use would be contrary to law, regulation or which would subject NBSPL & its group companies to registration or licensing requirements within such jurisdictions.

The report is based on the information obtained from sources believed to be reliable, but we do not make any representation or warranty that it is accurate, complete or up-to-date and it should not be relied upon as such. We accept no obligation to correct or update the information or opinions in it. NBSPL or any of its affiliates or employees shall not be in any way responsible for any loss or damage that may arise to any person from any inadvertent error in the information contained in the research report. NBSPL or any of its affiliates or employees do not provide, at any time, any express or implied warranty of any kind, regarding any matter pertaining to this report, including without limitation the implied warranties of merchantability, fitness for a particular purpose, and non-infringement. The recipients of the research report should rely on their own investigations.

This information is subject to change without any prior notice. NBSPL reserves its absolute discretion and right to make or refrain from making modifications and alterations to this statement from time to time. Nevertheless, NBSPL is committed to providing independent and transparent recommendations to its clients, and would be happy to provide information in response to specific client queries.

Before making an investment decision on the basis of research report, the reader needs to consider, with or without the assistance of an adviser, whether the advice is appropriate in light of their particular investment needs, objectives and financial circumstances. There are risks involved in securities trading. The price of securities can and does fluctuate, and an individual security may even become valueless. International investors are reminded of the additional risks inherent in international investments, such as currency fluctuations and international stock market or economic conditions, which may adversely affect the value of the investment. Opinions expressed are subject to change without any notice. Neither the company nor the director or the employees of NBSPL accept any liability whatsoever for any direct, indirect, consequential or other loss arising from any use of the research report and/or further communication in relation to the research report. Here it may be noted that neither NBSPL, nor its directors, employees, agents or representatives shall be liable for any damages whether direct or indirect, incidental, special or consequential including lost revenue or lost profit that may arise from or in connection with the use of the information contained in the research report.

Copyright of this document vests exclusively with NBSPL.

Our reports are also available on our website

Registration granted by SEBI and certification from NISM in no way guarantee performance of NBSPL or provide any assurance of returns to investors.

Nirmal Bang Research (Division of Nirmal Bang Securities Pvt. Ltd.)

B-2, 301/302, Marathon Innova,
Opp. Peninsula Corporate Park
Off. Ganpatrao Kadam Marg
Lower Parel(W), Mumbai-400013
Board No. : 91 22 6723 8000/8001
Fax. : 022 6723 8010